




# BREMMER

## 29" Tower Fan

Model: TF-K2907

## User Manual



**PLEASE READ CAREFULLY THROUGH THIS MANUAL BEFORE USING THE PRODUCT, OBSERVING ALL SAFETY INFORMATION, WARNINGS.**

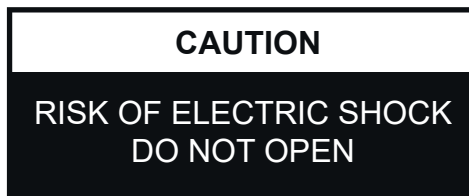
V1.Mar 23

## SAFETY WARNINGS

Before installing, be sure to read this installation manual and retain for future reference.

**WARNING:** To reduce the risk of fire or electric shock, do not expose this apparatus to rain or moisture.

To protect against the risk of electric shock, do not disassemble the fan and do not immerse the unit, cord or plug in water or other liquid.



This appliance is not intended for use by persons (including children) with reduced physical, sensory or mental capabilities, or lack of experience and knowledge, unless they have been given supervision or instruction concerning use of the appliance by a person responsible for their safety.

This appliance can be used by children aged from 8 years and above and persons with reduced physical, sensory or mental capabilities or lack of experience and knowledge if they have been given supervision or instruction concerning use of the appliance in a safe way and understand the hazards involved.

Children shall not play with the appliance.

**WARNING:** Ensure that the fan is switched off from the supply mains and always unplug the power cord before servicing, moving or performing any maintenance.

Indoor and household use only.

Use this fan only as described in this manual. Any other use not recommended by the manufacturer may cause fire, electrical shock, or injury to persons.

Remove the package and ensure that the fan is undamaged. In case of doubt do not use the fan and contact your supplier.

Do not let children play with parts of package.

Before use the fan, check that the voltage marked on the rating label corresponds to the mains in your home.

Avoid using extension cord as the extension cord may overheat and cause a risk of fire.

Do not pull the power cord to disconnect with power source. Always grasp the plug to pull out.

Do not insert any objects into the fan as it may cause an electric shock or injury or damage to the fan.

Do not block or tamper with the fan in any manner while it is in operation.

Do not leave the fan unattended. Always unplug fan when not in use.

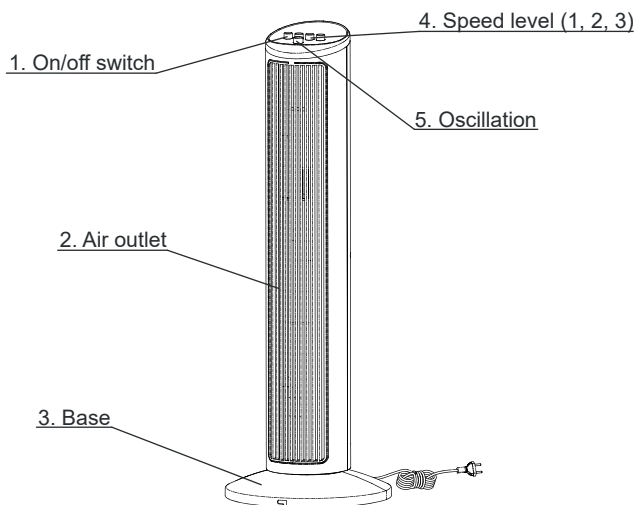
This fan is not intended for use in wet or damp locations. Never locate a fan where it may fall into a bathtub or other water container.

Keep the fan clean and maintain in good condition.

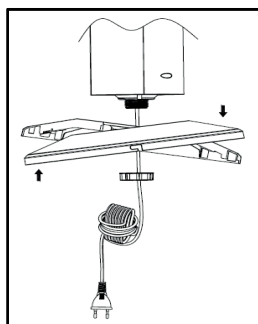
Use recommended parts only (non genuine parts may be dangerous, and will invalidate your warranty).

This can only be done by an authorized service agent such as your local dealer or any agent qualified to undertake electrical repairs.

## OVERVIEW OF THE FAN



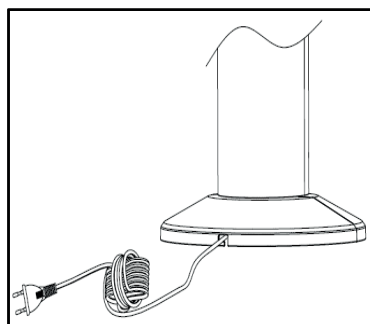
## INSTALLATION



1. Snap the 2 halves of the base together and pass the power cord through the centre hole of the base.



2. Place the fan on the base and tighten the nut.



3. Feed the cable through the groove out of the base.

## MAINTENANCE

1. Ensure that the fan is turned off using the switch, then unplug the fan from the outlet.
2. Wipe the exterior of the fan with a damp cloth.

Note: Do not use abraasive products or scouring pads to clean any part of the fan as these may damage the surfaces.

## STORAGE

Store the product away from direct sunlight, extreme temperatures and away from moisture and dust.

## SPECIFICATION

<b>Model Number:</b>	TF-K2907
<b>Voltage / Frequency:</b>	220V-240V / 50-60Hz
<b>Effect:</b>	50W
<b>Cable Length:</b>	1.5m

## CONFORMITY WITH DIRECTIVES

Conforms with relevant European Directives

### ENVIRONMENTAL PROTECTION

For electrical products sold within the European Community.

This appliance is labelled in accordance with European Directive 2002/96/EC concerning Waste Electrical and Electronic Equipment (WEEE). Waste electrical products should not be disposed of with household waste. Please recycle where facilities exist. Check with your Local Authority or retailer for recycling advice.

